

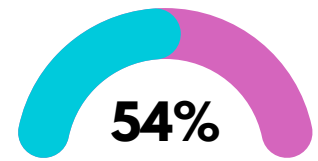
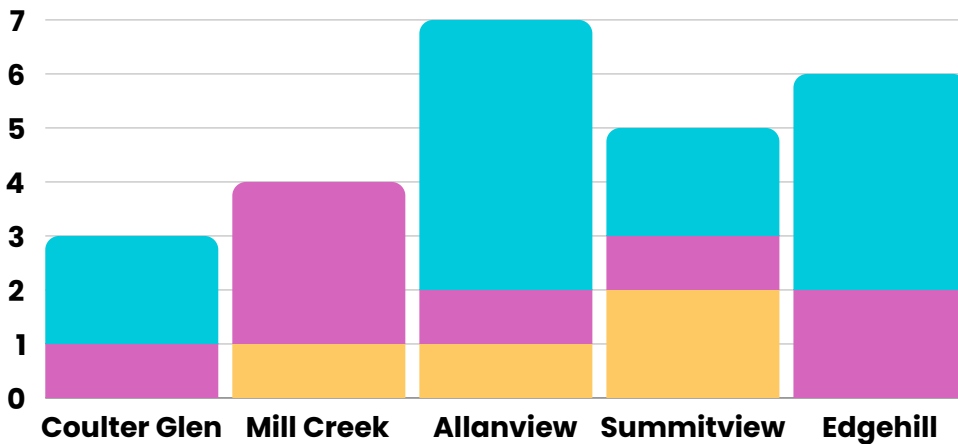
# TENANT TRANSFERS & RELOCATIONS

## BARRIE HOUSING

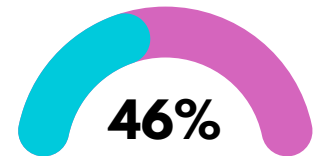
This infographic shows tenant transfers, internal transfers and relocations (not including out-of-province relocations) data for the period of **May 2021 to September 2024**. Please note, this infographic does not include data from the months of June 2021, November 2023, or June 2024 because Barrie Housing “can’t find it”.

TRANSFER
  INTERNAL TRANSFER
  RELOCATION

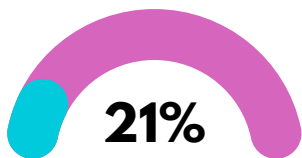
### LARGEST PROJECTS



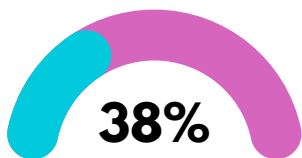
of all tenants are housed at these five projects.



of tenant moves (excluding relocation out-of-province) happen at these five projects.

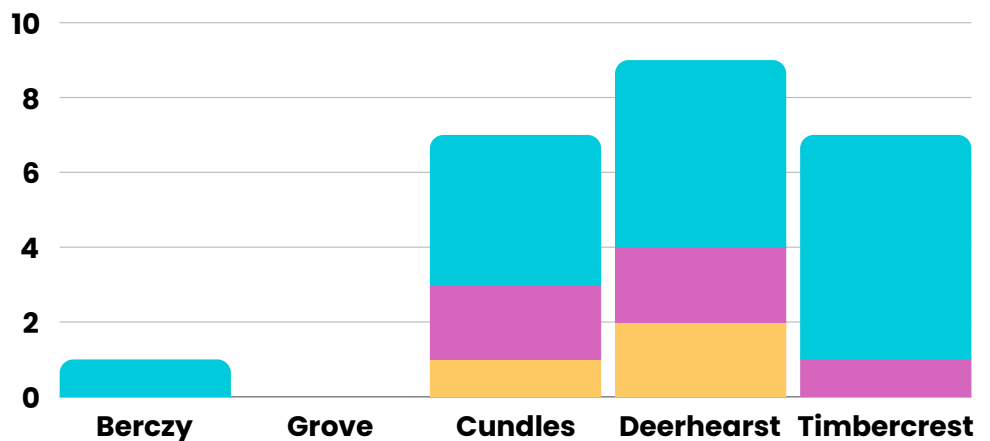


of all tenants are housed at these five projects.



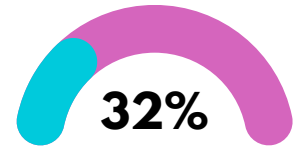
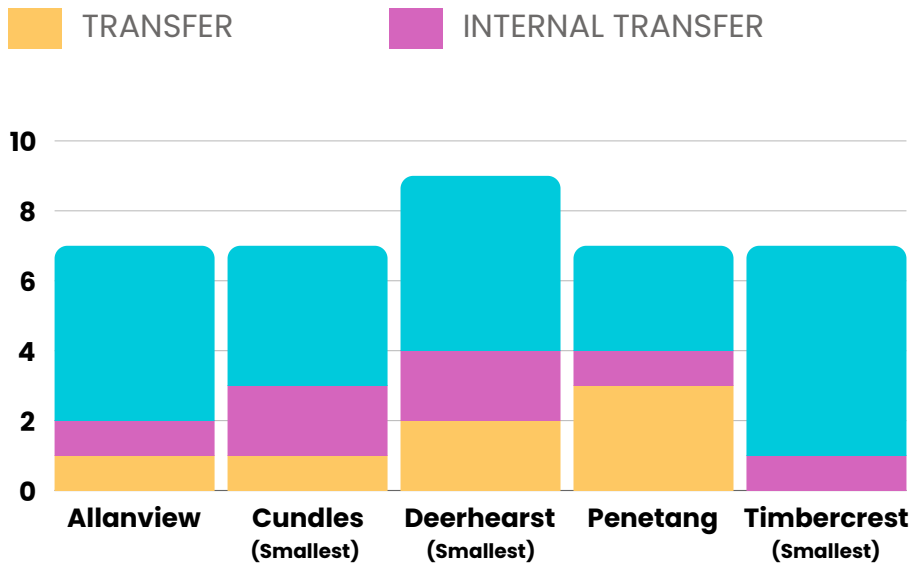
of tenant moves (excluding relocation out-of-province) happen at these five projects.

### SMALLEST PROJECTS

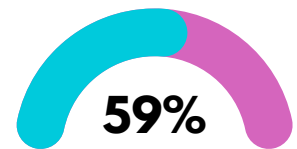


## MOST MOVES

Moves are the combined number of transfers, internal transfers and relocations (not including out-of-province relocations).



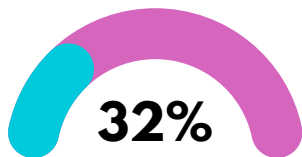
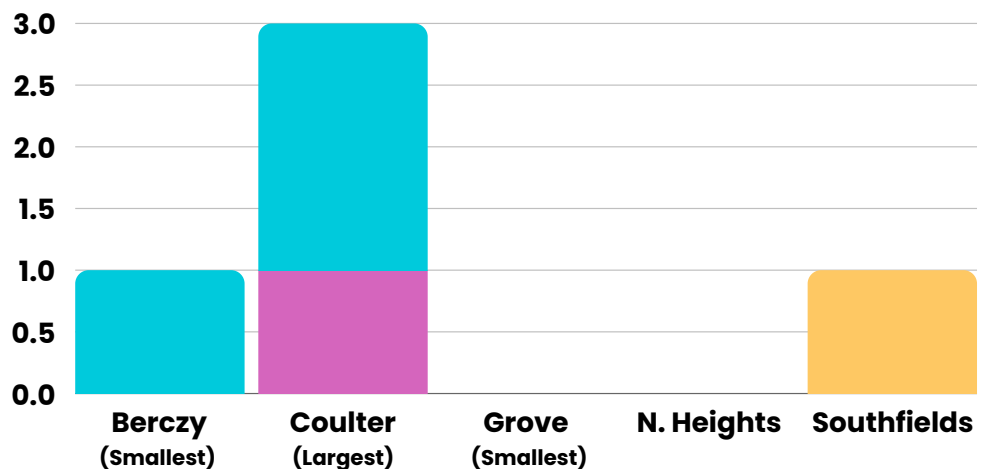
of all tenants are housed at these five projects.



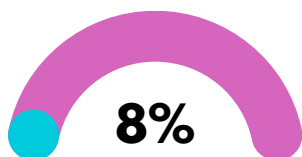
of tenant moves (excluding relocation out-of-province) happen at these five projects.

This data tells us that tenants who live at the smallest projects have a significantly higher likelihood of having their request to transfer granted. One would think that the smallest projects would have the fewest moves but nope.

## LEAST MOVES



of all tenants are housed at these five projects.



of tenant moves (excluding relocation out-of-province) happen at these five projects.

Interestingly, Coulter Glen is Barrie Housing's largest housing project of their 14 projects, with 125 households but in the last three years, no tenants relocated. Only one tenant was granted permission to transfer internally and only two tenants were granted permission to transfer externally.